

1

2

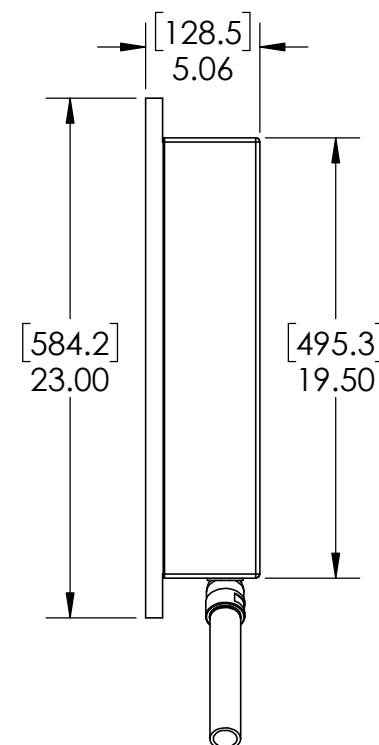
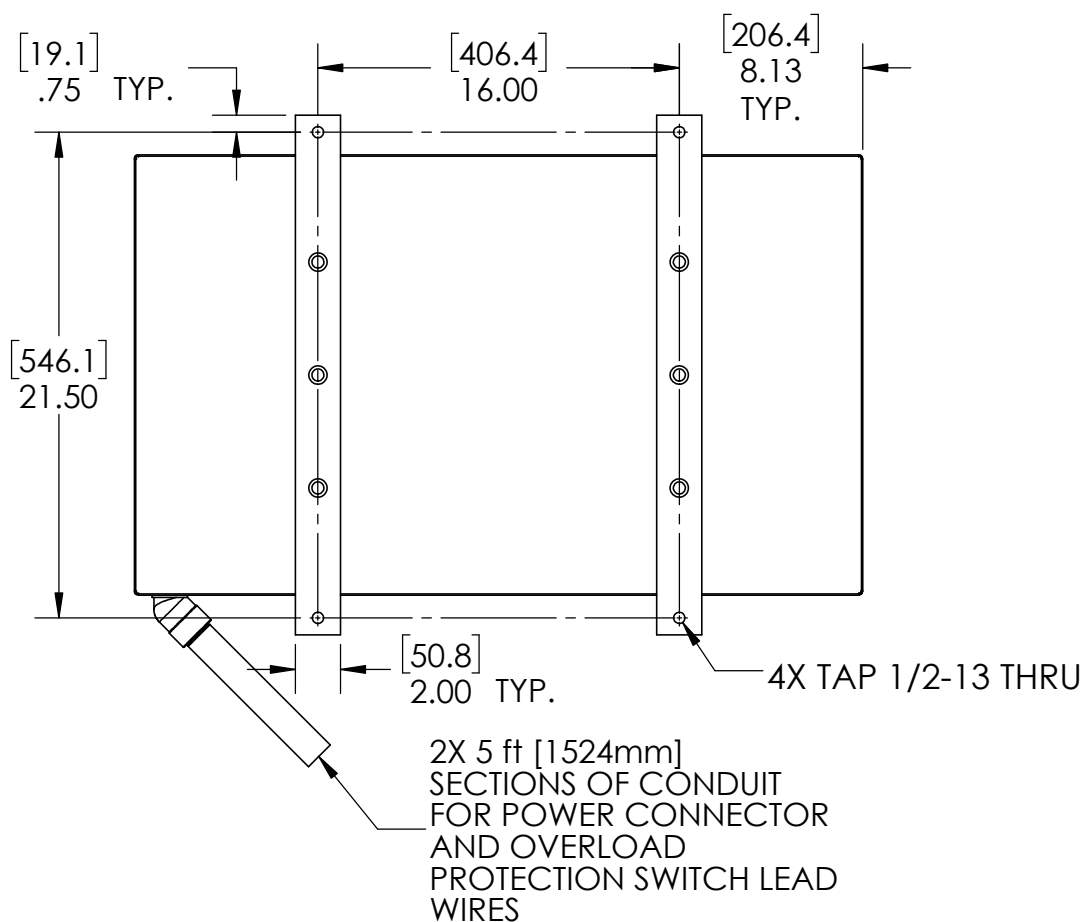
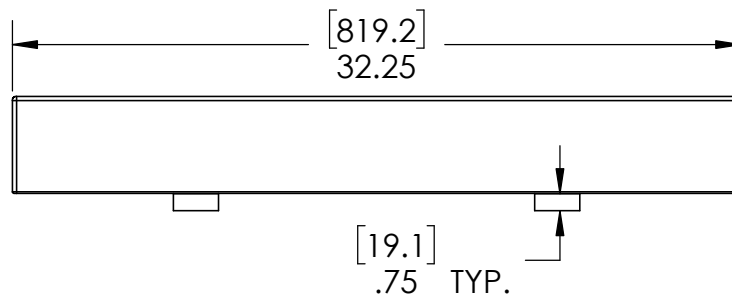
3

4

5

REVISION TABLE

REV	ECN#	DESCRIPTION	REV BY	APPROVED	DATE
E	---	---	JRM	MPW	3-1-11



H2W Technologies, Inc.
Santa Clarita, CA 91350 USA
Tel: (661) 291-1620
www.h2wtech.com

These drawings and specifications are the property of H2W Technologies, Inc. They are issued in confidence and shall not be reproduced, copied, or used without written permission from H2W Technologies, Inc.

UNLESS SPECIFIED OTHERWISE:
All dimensions are in inches
Standard Tolerances are as follows
.XXX ±.005 ANGLES ±.1°
.XX ±.010 FILLETS .010
.X ±.020 CORNERS .010
Remove All Burrs and Sharp Edges

**FOR
REFERENCE
ONLY**

MATERIAL

FINISH

TITLE

Linear Induction Motor Model #:
LMG-06-650-SSE

DWG #

60-0097

REV

E

DATE

3-1-11

SHEET

1 of 2